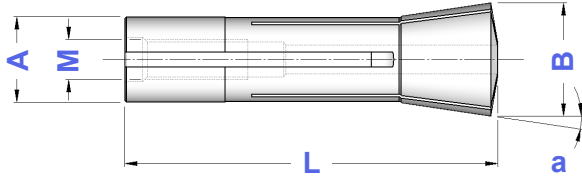






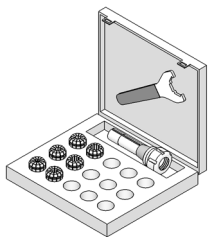
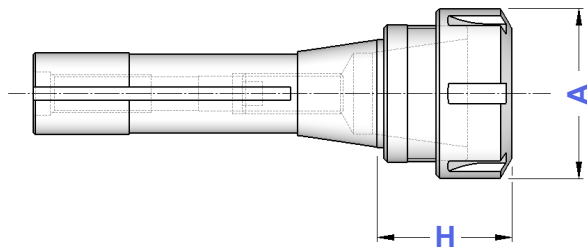
R8**PINZA BRIDGEPORT R8**
BRIDGEPORT R8 COLLET

Einheits

| TIPO | Art. | CAPACITA' | A | B | L | α | M | |
|----------|-------------|--------------------------|-------|----|-----|----------|------------|------|
| PINZA R8 | 0716 | 2,0 ÷ 22 1/16" ÷ 7/8" | 24,12 | 32 | 106 | 8° 35' | 7/16 - 20" | 369E |





**R8****PORTAPINZE ER - GHIERA STANDARD**
ER - DIN 6499 COLLET CHUCKS WITH STANDARD NUT

| TIPO | Art. | H | A | CAPACITA' |  |  |  |  |
|-----------------------|-------------|----|----|-----------|---|---|---|---|
| PORTAPINZA R8 - ER 32 | 2973 | 40 | 50 | 2 ÷ 20 | 0188 | 4996 | 3670 | 0988 |
| PORTAPINZA R8 - ER 40 | 2974 | 73 | 63 | 3 ÷ 30 | 0188 | 4997 | 3671 | 0821 |

**CASSETTE CON SERIE RIDOTTA
DI PINZE ER MANDRINO E CHIAVE**
EQUIPMENT BOXES WITH REDUCED SET OF ER COLLETS

| TIPO | Art. |  |  |  |  |
|---------------------|-------------|---|---|---|---|
| KIT Rid R 8 - ER 32 | 7668 | 2973 | 3695 | 3670 | 0988: \varnothing 4-6-8-10-12-16-20 |

**CASSETTE CON SERIE COMPLETA
DI PINZE ER MANDRINO E CHIAVE**
EQUIPMENT BOXES WITH COMPLETE SET OF ER COLLETS

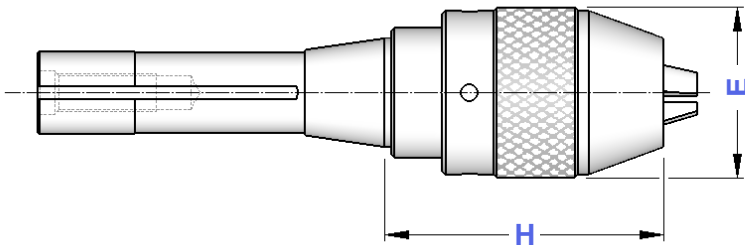
| TIPO | Art. |  |  |  |  |
|-----------------|-------------|---|---|---|---|
| KIT R 8 - ER 32 | 7669 | 2973 | 3695 | 3670 | 0988: \varnothing 3 ÷ 20 (18 Pinze) |

R8**MANDRINI AUTOSERRANTI INTEGRALI - ROTAZIONE DESTRA**

MONOLITHIC DRILL CHUCKS - RIGHT SPIN



| TIPO | Art. | CAPACITA' | E | H | |
|-------------|-------------|-----------|----|----|------|
| R 8 - DC 13 | 3000 | 0 ÷ 13 | 50 | 81 | 2370 |



Precisione di rotazione: 0,05 mm

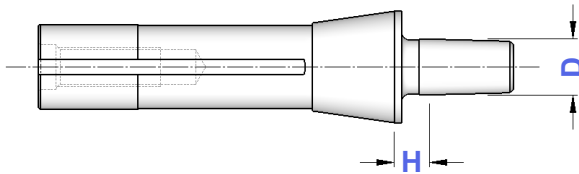
Runout accuracy: 0,05 mm

R8**ATTACCHI PER MANDRINI PORTAPUNTA - DIN 238**

SHANKS FOR DRILL CHUCKS DIN 238 TYPE

**DIN
238**

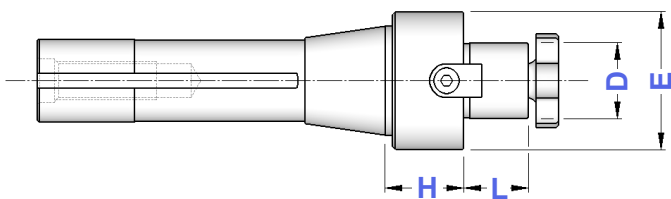
| TIPO | Art. | D | H | |
|------------|-------------|--------|----|-----|
| R 8 - B 16 | 1089 | 15,733 | 10 | B16 |

**R8****PORTAFRESE FISSI**

DIN 6357 FACE MILL HOLDERS



| TIPO | Art. | D | H | L | E | | |
|-----------------------|-------------|----|----|----|----|------|------|
| PORTAFRESA R8 - D. 16 | 2978 | 16 | 19 | 17 | 38 | 4985 | 4562 |
| PORTAFRESA R8 - D. 22 | 2979 | 22 | 23 | 19 | 46 | 4986 | 4563 |
| PORTAFRESA R8 - D. 27 | 2980 | 27 | 23 | 21 | 48 | 4987 | 4564 |
| PORTAFRESA R8 - D. 32 | 2981 | 32 | 24 | 24 | 58 | 4988 | 4565 |

**R8****RIDUZIONI A CONO MORSE**

ADAPTERS TO MORSE TAPER

CM

| TIPO | Art. | H | Lt | |
|---------------------------|-------------|----|-----|---|
| RIDUZIONE R8 - CM 1 PUNTE | 2975 | 22 | 124 | 1 |
| RIDUZIONE R8 - CM 2 PUNTE | 2976 | 35 | 137 | 2 |
| RIDUZIONE R8 - CM 3 PUNTE | 2977 | 48 | 150 | 3 |

